



YachtCoatings

ALTURA TC

TECHNICAL DATA SHEET

Product description

Bright monocomponent polyurethane glossy topcoat highly resistant to weathering and abrasion, especially formulated to be applied on boats. Its excellent brushability, as well as flow properties combined with a quick drying, allows the achievement long-lasting glossy finishes.

Product information

Finish	Glossy		
Colour	White .001 and see colour card		
Solids (by volume)	ASTM D2369		50 ± 2%
Specific gravity	UNI EN ISO 2811-1		1,08 ÷ 1,12 g/cm ³
Flash point	UNI EN ISO 13736		38 °C
VOC (calculated average content)	ISO 11890-2/2006		311 g/l
Packaging	0,5 Lt – 2,5 Lt (white only .001)		

Application and use

SURFACE PREPARATION

Fiberglass: Degrease the surface to be treated with a solvent or a suitable detergent. Pressure wash with fresh water and remove any trace of oil and grease. All surfaces to be painted must be clean, dry and free of contaminants. Sandpaper with abrasive paper no. P180 – P220 and apply the primer onto the treated surface. Before proceeding with the application of the required products, blow with clean and dry air to remove any sanding and dirt residual. Apply the primer with a first Defender coat or with Giano, sandpaper with P280 – P320 paper. Clean and then proceed with the Altura TC application.

Wood: The moisture content of the wood must not exceed 18%. Thoroughly sandpaper with no. P80 – P120 paper. Before proceeding with the application, blow with clean and dry air to remove any residual deriving from sanding and dirt. Apply the primer with a first Defender coat or with Giano diluted to 30%. Clean and then apply Altura TC. Apply another coat with a lower dilution. Sandpaper with P280 – P320 paper.

Rev. February 2019

1







YachtCoatings

ALTURA TC

TECHNICAL DATA SHEET

Steel: Pressure wash with fresh water and remove any trace of oil and grease (wash with a specific solvent if necessary). All surfaces to be painted must be clean, dry and free of contaminants. Perform a mechanical cleaning treatment of grade St 3. Apply the primer with two Defender coats. Sandpaper with P280 – P320 paper. Clean and then apply Altura TC.

Application data

Thinner/Tool cleaning		703 – Roll/Brush (10% max) 703 – Conventional spray (10% max)
Application methods		Conventional Pressure 3,5 bar Nozzle 1,9 – 2,2 mm
	 	
Dry film thickness per coat	Standard application range	30 – 40 µm
	Recommended	40 µm
Wet film thickness per coat	Standard application range	60 – 80 µm
	Recommend	80 µm
Theoretical coverage	40 µm	12,5 m ² /l
Recommended primers	Noxy – Giano – Defender	






YachtCoatings

ALTURA TC

TECHNICAL DATA SHEET

Drying time

Temperature °C		10		15		20		30	
		Min	Max	Min	Max	Min	Max	Min	Max
Covering				24 h	7 days	18 h	7 days	18 h	7 days
Sanding				48 h		48 h		48 h	
Fully cured				7 days		7 days		5 days	

N.B. Drying times and overcoating intervals increase with higher thickness of the applied film.
Always check that the existing painting film is perfectly dry before applying a further product coat.

CONDITIONS DURING APPLICATION

In order to avoid the formation of condensation, the surface temperature should be at least 3 °C above dew point. During application and curing the min. ambient temperature must not be lower than 15 °C or higher than 30 °C; substrate temperature must not be lower than 10 °C, since curing is remarkably reduced at lower temperatures.

Application is not advisable when relative humidity exceeds 80%. The term-hygrometric survey should be carried out near the surface to be coated. Make sure there is enough ventilation when the application takes place in closed areas.

Storage

It is recommended to avoid exposure to air and extreme temperatures. To maximize the shelf life in the can, it is worth checking that the container is well closed during the storage and the temperature is between 10 °C and 35 °C. Avoid exposure to direct sunlight.



YachtCoatings

ALTURA TC

TECHNICAL DATA SHEET

Safety rules

Observe the provisions of DPR 303 and 547. Avoid contact with the skin, for example. Operate in well ventilated places and, if in closed areas, use vacuum cleaners, fans and air conveyors. During the application use appropriate protections (masks, gloves, glasses, etc.). Before using, read sections 7-8 of the SDS.

INSTRUCTIONS FOR THE DISPOSAL OF PRODUCTS AND PACKAGING.

Empty packaging that contained products: Dispose of empty packaging according to the requirements of the waste disposal law, for example by taking them to the recycling center.

Packages containing the unused products: Dispose of the product not used in accordance with the law of disposal of such waste, for example by taking it to a recycling center, recycling of packaging is prohibited in this case. Do not empty into drains or watercourses. Product packaging must be kept indoor, and the temperature in the storage place must be between 10 °C and 35 °C. Do not expose to sunlight.

Notes

The values indicated in the present technical sheet can have slight variations from one batch to another. All data refer to the mixed product. The applied product must not come in contact with water, chemicals or subjected to mechanical stress before the curing is complete. The above information is the result of accurate laboratory tests and practical experience, however, since the product is predominantly used outside the manufacturer's control, Boero Bartolomeo S.p.A. can only guarantee its quality. The information contained in this sheet may be subject to revision by the Company. For clarification, updates or further information, it is recommended to contact Boero Bartolomeo S.p.A. directly. The present datasheet annuls and replaces every other precedent to this one.



YachtCoatings

ALTURA TC

TECHNICAL DATA SHEET

Recommendations

This material has been tested and meets all batch quality requirements. Colours produced in different times, thought with the help of modern technologies, may show variation in shades; however, ΔE values remain within the accepted parameters. The application of different batches in the last enamel coat should be avoided. Be careful to apply the product also on elements, such as doors or grills, that are usually treated in different times and with different methods. Please, follow the procedures specified by Boero Bartolomeo S.p.A when it comes to revision and waxing. Boero Bartolomeo S.p.A accepts no liability for any issues concerning any difference in shade.