



YachtCoatings

# CHALLENGER PRO

## TECHNICAL DATA SHEET

### Product description

Challenger PRO is a polyacrylic two-component finish conceived to meet the duration requirements in the operational conditions of watercrafts. Challenger PRO protects the surface from ultraviolet rays, weather and provides an excellent aesthetical effect. Its excellent properties – brightness, expansion and lack of yellowing – together with its ease of application make possible to use it on any type of watercraft, including the large surfaces found in the Superyacht segment. Challenger Pro is available through the Challenger Mix tintometric system, that allows obtaining more than 8.000 colour shades.

### Product information

Finish	Bright		
Colour	Cartel card and tintometric system		
Solids (by volume)	ASTM D2369		45 ± 2%
Specific gravity	UNI EN ISO 2811-1		1.0 ÷ 1.2 g/cm <sup>3</sup>
Flash point	UNI EN ISO 13736		23 – 55 °C
VOC (calculated average content)	ISO 11890-2/2006		412 g/l
Packaging	2 – 4 Lt		

### Application and use

#### SURFACE PREPARATION

Apply Challenger PRO on surfaces previously treated with Epoply and Udercoat PRO recommended undercoats. Sandpaper with P320-400 abrasive paper. Surfaces must be clean and properly prepared. Before painting, make sure that all surfaces are perfectly dry, clean and with no traces of oil, grease or contaminants. Apply this topcoat on compatible primers, with a suitable and uniform colour.

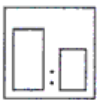



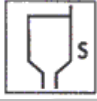




YachtCoatings

# CHALLENGER PRO

## TECHNICAL DATA SHEET

### Application data

Mixing ratio by volume		2:1	
Mixing ratio by weight		White	Dark colours
Base (comp. A) 673.---		70 w/w	66 w/w
Hardener (comp. B) 674.999		30 w/w	33 w/w
For large surfaces (comp. B) 674/998			
Pot-life NB: do not use this product when Pot-life time is exceeded		2 hrs at 20 °C	
Thinner/Cleaning tools NB: the indicated dilution % is considered on the catalyzed product		15 – 25 °C Thinner PRO <b>698</b> (20 – 45% max) 22 – 35 °C Thinner PRO slow <b>697</b> (20 – 45% max)	
Spray viscosity		14" – 16" DIN 4 a 20° C	
Application methods		Conventional Pressure 3.5 bar Nozzle 1.1– 1.4 mm N°2 wet on wet coverage = 50 µm dry	
		Air mixed Pressure 3.5 bar Nozzle 0,7 mm – 1,1 mm N°2 wet on wet coverage = 50 µm dry	
Dry film thickness per coat	Standard application range	40 – 60 µm	
	Recommended	45 µm	
Wet film thickness per coat	Standard application range	90 – 130 µm	
	Recommended	110 µm	
Theoretical coverage	45 µm	10 m <sup>2</sup> /l	

Rev. March 2019

2

Boero Bartolomeo S.p.A. Via Macaggi 19 - 16121 Genova, Italia - Tel. +39 010 55001 - Fax +39 010 5500.291  
www.boeroyachtcoatings.com – info@boeroyachtcoatings.com





YachtCoatings

# CHALLENGER PRO

## TECHNICAL DATA SHEET

Practical coverage (loss value 40%)	45 µm	6 m <sup>2</sup> /l
Recommended primers	Epoly – Undercoat PRO	
Note	This product is provided in two tins to be mixed entirely and carefully before use. In case it is required, dilution has to be performed after the mixing of the two components. The physical data of two-component products refer to components that have been already mixed.	

### Drying time

Temperature °C		10		15		20		30	
		Min	Max	Min	Max	Min	Max	Min	Max
Wet on wet coverage				30'	180'	20'	120'	15'	90'
Sanding				72 h		48 h		36 h	
Polishing						48 h			
Full curing				7 gg		7 gg		7 gg	

**N.B.** *The drying times and the overcoating intervals increase with higher thickness of the applied film. Always check that the existing painting film is perfectly dry before applying a further product coat.*



*YachtCoatings*

# CHALLENGER PRO

## TECHNICAL DATA SHEET

### CONDITIONS DURING APPLICATION

In order to avoid the formation of condensation, the surface temperature should be at least 3 °C above dew point. During application and curing, the min. ambient temperature must not be lower than 15°C or higher than 30 °C; substrate temperature must not be lower than 10 °C, since curing is remarkably reduced at lower temperatures.

Application is not advisable when relative humidity exceeds 80%. The term-hygrometric survey should be carried out near the surface to be coated. Make sure there is enough ventilation when the application takes place in closed areas.

### Storage

It is recommended to avoid exposure to air and extreme temperatures. To maximize the shelf life in the can, it is worth checking that the container is well closed during the storage and the temperature is between 10 °C and 35 °C. Avoid exposure to direct sunlight.

### Safety rules

Observe the provisions of DPR 303 and 547. Avoid contact with the skin, for example. Operate in well ventilated places and, if in closed areas, use vacuum cleaners, fans and air conveyors. During the application use appropriate protections (masks, gloves, glasses, etc.). Before using, read sections 7-8 of the SDS.

#### INSTRUCTIONS FOR THE DISPOSAL OF PRODUCTS AND PACKAGING

Empty packaging that contained products: Dispose of empty packaging according to the requirements of the waste disposal law, for example by taking them to the recycling center.

Packages containing the unused products: Dispose of the unused product in accordance with the law of disposal of such waste, for example by taking it to a recycling center, recycling of packaging is prohibited in this case. Do not empty into drains or watercourses. Product packaging must be kept indoor, and the temperature in the storage place must be between 10 °C and 35 °C. Do not expose to sunlight.



YachtCoatings

# CHALLENGER PRO

## TECHNICAL DATA SHEET

### Notes

---

The values indicated in the present technical sheet can have slight variations from one batch to another. All data refer to the mixed product. The applied product must not come in contact with water, chemicals or subjected to mechanical stress before the curing is complete. The wet film thicknesses refer to the undiluted product. With dilution, this value will rise. The above information is the result of accurate laboratory tests and practical experience; however, since the product is predominantly used outside the manufacturer's control, Boero Bartolomeo S.p.A. can only guarantee its quality. The information contained in this sheet may be subject to revision by the Company. For clarification, updates or further information, it is recommended to contact Boero Bartolomeo S.p.A. directly. The present datasheet annuls and replaces every other precedent to this one.

### Recommendations

---

This material has been tested and meets all batch quality requirements. Colours produced in different times, thought with the help of modern technologies, may show variation in shades; however,  $\Delta E$  values remain within the accepted parameters. The application of different batches in the last enamel coat should be avoided. Be careful to apply the product also on elements, such as doors or grills, that are usually treated in different times and with different methods. Please, follow the procedures specified by Boero Bartolomeo S.p.A when it comes to revision and waxing. Boero Bartolomeo S.p.A accepts no liability for any issues concerning any difference in shade.