



YachtCoatings

SENTILAK

TECHNICAL DATA SHEET

Product description

Shiny topcoat for bilge based on particular resins that confer a good chemical resistance, notably to humidity penetration, oils, fuels and detergents. This product, nearly odorless, can be directly applied, after preparation, on fiberglass, wood, steel and aluminum. Easy to apply, it boasts excellent coverage power and flexibility.

Product information

Finish	Shiny		
Colour	White .001, Grigio .051		
Solids (by volume)	ASTM D2369		50 ± 2%
Specific gravity	UNI EN ISO 2811-1		1,18 ÷ 1,22 g/cm ³
Flash point	UNI EN ISO 13736		35 °C
VOC (calculated average content)	ISO 11890-2/2006		388 g/l
Packaging	0,75 Lt		



YachtCoatings

SENTILAK

TECHNICAL DATA SHEET

Application and use

SURFACE PREPARATION

Fiberglass: Degrease the surface to be treated with a solvent or a suitable detergent. Pressure wash with fresh water and remove any trace of oil and grease. All surfaces to be painted must be clean, dry and free of contaminants. Sandpaper with abrasive paper no. P180 – P220 and apply the primer onto the treated surface. Before proceeding with the application of Sentilak, blow with clean and dry air to remove any sanding and dirt waste.

Wood: The moisture content of the wood must not exceed 18%. Thoroughly sandpaper with no. P80 – P120 paper. Before proceeding with the application, blow with clean and dry air to remove any waste deriving from sanding and dirt. Apply the primer with a first Defender coat or with Giano diluted to 30%, then apply a further coat with lower dilutions. Sandpaper with P180 – P220 paper. Before applying Sentilak, blow with clean and dry air to remove any waste deriving from sanding and dirt.

Steel: Pressure wash with fresh water and remove any trace of oil and grease (wash with a specific solvent if necessary). All surfaces to be painted must be clean, dry and with no contaminants. Perform a sanding treatment of grade Sa 2½ or, after contacting our technicians, a machine cleaning treatment of grade St 3. Apply the primer with two Defender coats, clean and proceed with the application of Sentilak.

Aluminum: Wash as per steel. Sandpaper with P36 – 40 red grain disks. The metal must be silver-coloured, with no oxidation waste. Be careful not to wax the surface and, at the same time, not to exceed the incision. Before applying the required products, blow with clean and dry air. In order to remove any sandpaper or dirt waste, apply the primer with a Defender coat. Then, clean and proceed with Sentilak application.

Old topcoats: Remove areas which are about to detach through sanding and scraping with P180 – P220 paper. Before proceeding with Sentilak application, blow with clean and dry air to remove any sanding or dirt waste.








YachtCoatings

SENTILAK

TECHNICAL DATA SHEET

Application data

Thinner/Cleaning tools		703 – Roll/Brush (10% max) 703 – Standard spray/Airless (20% max)
Application methods		Conventional Pressure 3,5 bar Nozzle 1,4 mm
		Airless Pressure 150 bar Nozzle 0.3 – 0.6 mm Angular range: 65° - 80°
	 	
Dry film thickness per coat	Recommended application range	40 – 50 µm
	Recommended	50 µm
Wet film thickness per coat	Standard application range	80 – 100 µm
	Recommended	100 µm
Theoretical coverage	50 µm	10 m ² /l
Recommended primers	Defender - Giano	

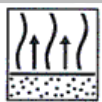




YachtCoatings

SENTILAK

TECHNICAL DATA SHEET

Drying time

Temperature °C		10		15		20		30	
		Min	Max	Min	Max	Min	Max	Min	Max
Coverage		30 h	7 days	24 h	48 h	24 h	48 h	12 h	48 h
Sanding		48 h		48 h		24 h		24 h	
Full curing		15 days		10 days		7 days		7 days	

N.B. *Drying times and overcoating intervals increase with higher thickness of the applied film. Always check that the existing painting film is perfectly dry before applying a further product coat.*

CONDITIONS DURING APPLICATION

In order to avoid the formation of condensation, the surface temperature should be at least 3 °C above dew point. During application and curing, the min. ambient temperature must not be lower than 10°C or higher than 30 °C; substrate temperature must not be lower than 5 °C, since curing is remarkably reduced at lower temperatures.

Application is not advisable when relative humidity exceeds 80%. The term-hygrometric survey should be carried out near the surface to be coated. Make sure there is enough ventilation when the application takes place in closed areas.

Storage

It is recommended to avoid exposure to air and extreme temperatures. To maximize the shelf life in the can, it is worth checking that the container is well closed during the storage and the temperature is between 10 °C and 35 °C. Avoid exposure to direct sunlight.



YachtCoatings

SENTILAK

TECHNICAL DATA SHEET

Safety rules

Observe the provisions of DPR 303 and 547. Avoid contact with the skin, for example. Operate in well ventilated places and, if in closed areas, use vacuum cleaners, fans and air conveyors. During the application use appropriate protections (masks, gloves, glasses, etc.). Before using, read sections 7-8 of the SDS.

INSTRUCTIONS FOR THE DISPOSAL OF PRODUCTS AND PACKAGING

Empty packaging that contained products: Dispose of empty packaging according to the requirements of the waste disposal law, for example by taking them to the recycling center.

Packages containing the unused products: Dispose of the unused product in accordance with the law of disposal of such waste, for example by taking it to a recycling center, recycling of packaging is prohibited in this case. Do not empty into drains or watercourses. Product packaging must be kept indoor, and the temperature in the storage place must be between 10 °C and 35 °C. Do not expose to sunlight.

Notes

The values indicated in the present technical sheet can have slight variations from one batch to another. All data refer to the mixed product. The applied product must not come in contact with water, chemicals or be subjected to mechanical stress before the curing is complete. The above information is the result of accurate laboratory tests and practical experience; however, since the product is predominantly used outside the manufacturer's control, Boero Bartolomeo S.p.A. can only guarantee its quality. The information contained in this sheet may be subjected to revision by the Company. For clarification, updates or further information, it is recommended to contact Boero Bartolomeo S.p.A. directly. The present datasheet annuls and replaces every other precedent to this one.