



YachtCoatings

GIANO

TECHNICAL DATA SHEET

Product description

Anti-rust primer and mono-component undercoat enhancing the application of mono-components topcoats on new or older two-component products. Moreover, it can be directly applied on iron and gelcoat, if adequately prepared. This product is easy to apply by brush, roller or spray.

Product information

Finish	Matt		
Colour	White .001		
Solids (by volume)	ASTM D2369		40 ± 2%
Specific gravity	UNI EN ISO 2811-1		1,38 ÷ 1,43 g/cm ³
Flash point	UNI EN ISO 13736		26 °C
VOC (calculated average content)	ISO 11890-2/2006		526 g/l
Packaging	0,75 – 2,5 Lt		

Application and use

SURFACE PREPARATION

Fiberglass: Degrease the surface to be treated with an adequate solvent or detergent. Pressure wash with fresh water and remove any trace of oil and grease. All surfaces to be painted must be clean, dry and with no contaminants. Sandpaper with P180 – P220 abrasive paper and apply the primer on the treated surface. Before applying Giano, blow with clean and dry air in order to remove any sandpaper or dirt residual.

Wood: The moisture content of the wood must not exceed 18%. Deeply sandpaper the surface with P80 - P120 paper. Before applying the product, blow with clean and dry air to remove any sandpaper or dirt residual. Apply the primer with a first Giano coat with a dilution value of 30%. The, apply a further coat with lower dilutions.

Steel: Pressure wash with fresh water and remove any trace of oil and grease (wash with a specific



YachtCoatings





GIANO

TECHNICAL DATA SHEET

solvent if required). All surfaces to be painted must be clean, dry and with no contaminants. Perform a mechanical cleaning treatment of grade St 3. Apply two or three coats of primer (Giano).

Old topcoats and two-component primers: Remove parts about to detach by scraping and sandpapering with P180 – P220 paper. Before applying Giano, blow with clean and dry air to remove any sandpaper and dirt residual.

Application data

Thinner/Tool cleaning		703 - Roller/Brush (5% max) 703 – Conventional spray: (25% max)
Application methods		Conventional Pressure 3,5 bar Nozzle 1,7 – 1,9 mm
	 	
Dry film thickness per coat	Standard application range	40 – 60 µm
	Recommended	50 µm
Wet film thickness per coat	Standard application range	100 – 150 µm
	Recommended	125 µm
Theoretical coverage	50 µm	8 m ² /l
Recommended primers	Delta 3000 - Defender - Delta UC HB - Noxy - Mistral fondo	



YachtCoatings

GIANO

TECHNICAL DATA SHEET

Drying time

Temperature °C		10		15		20		30	
		Min	Max	Min	Max	Min	Max	Min	Max
Coverage		7 hrs	3 days	6 hrs	3 days	5 hrs	2 days	3 hrs	1 days
Sandpaper		48 hrs		48 hrs		24 hrs		24 hrs	
Full curing		10 days		7 days		7 days		7 days	

N.B. The drying times and the overcoating intervals increase with higher thickness of the applied film.
Always check that the existing painting film is perfectly dry before applying a further product coat.

CONDITIONS DURING APPLICATION

In order to avoid the formation of condensation, the surface temperature should be at least 3 °C above dew point. During application and curing, the min. ambient temperature must not be lower than 10 °C or higher than 30 °C; substrate temperature must not be lower than 5 °C, since curing is remarkably reduced at lower temperatures.

Application is not advisable when relative humidity exceeds 80%. The term-hygrometric survey should be carried out near the surface to be coated. Make sure there is enough ventilation when the application takes place in closed areas.



YachtCoatings

GIANO

TECHNICAL DATA SHEET

Storage

It is recommended to avoid exposure to air and extreme temperatures. To maximize the shelf life in the can, it is worth checking that the container is well closed during the storage and the temperature is between 10 °C and 35 °C. Avoid exposure to direct sunlight.

Safety rules

Observe the provisions of DPR 303 and 547. Avoid contact with the skin, for example. Operate in well ventilated places and, if in closed areas, use vacuum cleaners, fans and air conveyors. During the application use appropriate protections (masks, gloves, glasses, etc.). Before using, read sections 7-8 of the SDS.

INSTRUCTIONS FOR THE DISPOSAL OF PRODUCTS AND PACKAGING

Empty packaging that contained products: Dispose of empty packaging according to the requirements of the waste disposal law, for example by taking them to the recycling center.

Packages containing the unused products: Dispose of the unused product in accordance with the law of disposal of such waste, for example by taking it to a recycling center, recycling of packaging is prohibited in this case. Do not empty into drains or watercourses. Product packaging must be kept indoor, and the temperature in the storage place must be between 10 °C and 35 °C. Do not expose to sunlight.

Notes

The values indicated in the present technical sheet can have slight variations from one batch to another. All data refer to the mixed product. The applied product must not come in contact with water, chemicals or subjected to mechanical stress before the curing is complete. The wet film thicknesses refer to the undiluted product. With dilution, this value will rise. The above information is the result of accurate laboratory tests and practical experience; however, since the product is predominantly used outside the manufacturer's control, Boero Bartolomeo S.p.A. can only guarantee its quality. The information contained in this sheet may be subject to revision by the Company. For clarification, updates or further information, it is recommended to contact Boero Bartolomeo S.p.A. directly. The present datasheet annuls and replaces every other precedent to this one.

Rev. March 2019

4

Boero Bartolomeo S.p.A. Via Macaggi 19 - 16121 Genova, Italia - Tel. +39 010 55001 - Fax +39 010 5500.291
www.boeroyachtcoatings.com – info@boeroyachtcoatings.com

