



YachtCoatings

MAGELLAN 630 EXTRA

TECHNICAL DATA SHEET

Product description

PROFESSIONAL USAGE

Top quality self-polishing and bright-coloured antifouling, developed following the innovative SPC technology (Self Polishing Copolymer); it acts in freshwater and saltwater ensuring the maximum effectiveness against aggressive fouling by optimizing the fuel consumption and the reduction of emissions (CO₂). It is tin-free and could be applied on every type of vessel and support, including aluminum.

It complies with the **IMO (AFS/CONF/26)** antifouling and is certified by the Rina and Lloyd's Register boards. Furthermore, Magellan 630 Extra contains active substances according to the **BPR Regulation (REGULATION (EU) No 528/2012)**.

Antifouling performance of superior quality depending on the thickness of the applied product for an optimal protection up to 36 months.

Product information

Finish	Matt	
Colour	Black .201, Dark blue .118, White .001 <i>The colour of the antifouling paint after diving may be slightly different. Small shade differences may occur between different production batches: in case mix them before the application.</i>	
Solids (by volume)	ASTM D2369	48 ± 2 %
Specific gravity	UNI EN ISO 2811-1	1,45 ÷ 1,55 g/cm ³
Flash point	UNI EN ISO 13736	35° C
Average shelf life		3 years
VOC (calculated average content)	ISO 11890-2/2006	437 g/l
Packaging	5 – 15 Lt	



YachtCoatings

MAGELLAN 630 EXTRA

TECHNICAL DATA SHEET

Application and use

SURFACE PREPARATION

Surfaces with old antifouling

Good condition: remove contaminants and any vegetation through high pressure wash with fresh water. Sandpaper with 120-180 grain paper. If the old antifouling is unknown, apply a coat of an insulator like MISTRAL FONDO.

Bad condition: remove contaminants, possibly vegetation and non-adherent material through high pressure wash with fresh water. Sanding with 80-120 grain paper or with a slight sandblasting, paying attention not to damage the paint system underneath the old antifouling. Apply coat of DEFENDER or MISTRAL FONDO primer onto the entire treated area before proceeding with the antifouling application.

New surfaces or brought to new

Fiberglass: Degrease the surface to be treated with solvent or with a suitable detergent. Wash with fresh water and remove any traces of oil and grease. All surfaces to be painted must be clean, dry and free of contaminants. Sandpaper with abrasive paper no. P180 - P220 and apply the primer onto the treated surface. Before proceeding with the application of the products, blow with clean and dry air to remove any residual sanding and dirt.

Steel: Pressure wash with fresh water and remove any trace of oil and grease (in case, wash with the specific solvent). All surfaces to be painted must be clean, dry and free of contaminants. Perform a sandblasting treatment of grade Sa 2½ or, after consultation with our technicians, a mechanical cleaning degree St 3.

Overcoat with the proper primer the treated metal before oxidizing principles are present.

Before proceeding with the application of the products, blow with clean and dry air to remove any residual sanding and dirt.

Aluminum: Clean the surface as for steel. Sand with coarse-grained discs P36 -40 The metal must be silver-coloured, completely free of oxidation residues and covered with the appropriate primer on the same day as the preparation described above. Be careful not to polish the surface without exceeding it with the engraving. Before proceeding with the application of the products, blow with clean and dry air to remove any residue of sanding and dirt.



YachtCoatings





MAGELLAN 630 EXTRA

TECHNICAL DATA SHEET

New wood: The moisture content of the support must not exceed 18%. All surfaces to be painted must be clean, dry and free of contaminants. Sandpaper with paper no. P80 - P120. Before proceeding with the application of the products, blow with clean and dry air to remove any residual sanding and dirt.

Lead: Pressure wash with fresh water and remove any traces of oil and grease (in case washing with the specific solvent). All surfaces to be painted must be clean, dry and free of contaminants. Sand down with large grain disks P40-60 (mechanical cleaning). The surface layer of metal must be completely and uniformly renewed, removing any oxidation residue and coated with the primer provided on the same day of preparation. Be careful not to exceed the incision. Before proceeding with the application of the products, blow with clean and dry air to remove any residual sanding and dirt.

Application methods

Application methods		Conventional Pressure 3,5 bar Nozzle 1,7 – 1,9 mm
		Airless Pressure 150 bar Nozzle 0.3 – 0.6 mm
	 	




YachtCoatings

MAGELLAN 630 EXTRA

TECHNICAL DATA SHEET

Application data

Thinner		703
Dry film thickness per coat	Standard range application	50 - 70 µm
	Recommended	60 µm
Wet film thickness per coat	Standard range application	100 - 140 µm
	Recommended	120 µm
Theoretical coverage at the recommended thickness	Standard application range at the recommended thickness	8 m ² /litre
N° coats	12 months: 2 coats 24 months: 3/4 coats Apply with an extra coat in areas subjected to higher consumption/friction	
Recommended primers	DEFENDER suitable for all substrates. MISTRAL FONDO usable as primer on wood, iron fiberglass or as insulator on old antifouling paints. ANCHORGUARD on fiberglass.	

Drying time

Temperature °C	10		15		20		30	
	Min	Max	Min	Max	Min	Max	Min	Max
Overcoating interval (50 µm)	18 h	N.L.	12 h	N.L.	6 h	N.L.	4 h	N.L.
Launching	24 h	1-6 months	18 h	1-3 months	12 h	1-3 months	8 h	1-2 months

N.B. The drying times and the overcoating intervals increase with higher thickness of the applied film. Always check that the existing painting film is perfectly dry before applying a further product coat.



YachtCoatings

MAGELLAN 630 EXTRA

TECHNICAL DATA SHEET

CONDITIONS DURING APPLICATION

In order to avoid the formation of condensation, the temperature of the surface should be at least 3 °C above dew point. During the application and curing the min. ambient temperature must not be lower than 10 °C or higher than 30 °C; substrate temperature must not be lower than 5 °C, since curing is remarkably reduced at lower temperatures.

Application is not advisable when relative humidity exceeds 80%. The term-hygrometric survey should be carried out near the surface to be coated. Make sure there is enough ventilation when the application takes place in closed areas.

Storage

It is recommended to avoid exposure to air and extreme temperatures. To maximize the shelf life in the can, it is good to check that the container is well closed during the storage and the temperature is between 5 °C and 35 °C. Avoid exposure to direct sunlight.

Safety rules

Observe the provisions of DPR 303 and 547. Avoid contact with the skin, for example. Operate in well-ventilated places and, if in closed areas, use vacuum cleaners, fans and air conveyors. During the application use appropriate protections (masks, gloves, glasses, etc.). Before using, read sections 7-8 of the SDS.

INSTRUCTIONS FOR THE DISPOSAL OF BIOCIDAL PRODUCTS AND PACKAGING

Empty packaging containing biocidal products: disposal of empty packaging according to the requirements of the waste disposal law, for example by taking them to the recycling center.

Packages containing the unused biocidal product: Dispose of the product not used in accordance with the law of disposal of such waste, for example by taking it to a recycling center, recycling of packaging is prohibited in this case.

Do not empty into drains or watercourses.

INSTRUCTIONS FOR THE DISPOSAL OF BIOCIDAL PRODUCTS AND PACKAGING Empty containers and containers still containing the biocidal product: Packaging must be disposed of as hazardous waste under the full responsibility of the holder of such waste. Do not empty into drains or watercourses.

Rev. May 2019

5



YachtCoatings

MAGELLAN 630 EXTRA

TECHNICAL DATA SHEET

Notes

The values indicated in the present technical sheet can have slight variations from one batch to another. The applied product must not come in contact with water, chemicals or subjected to mechanical stress before the curing is complete. The wet film thickness refers to the undiluted product. In case of dilution, this value increases. The above information is the result of accurate laboratory tests and practical experience, however, since the product is predominantly used outside the manufacturer's control, Boero Bartolomeo S.p.A. can only guarantee their quality. The information contained in this sheet may be subject to revision by the Company. For clarification, updates or further information, it is recommended to contact Boero Bartolomeo S.p.A. directly. The present datasheet annuls and replaces every other precedent to this one.

Recommendations

After the application of the last coat, the maximum launching period of the antifouling is one month; with top quality copper oxide based products and with the agreement with our technical staff, the launching time may extend up to 3 months, providing that the hull is protected from moisture, rain or atmospheric agents with plastic or similar material.

MAGELLAN 630 allows obtaining an optimal protection until **36 months**, for further information and application methods, contact Boero YachtCoatings technical staff.